



Operating Manual

Cheese Doger CD-3 CD-6

Thank you for purchasing the SUNTEC products.


To ensure best results and use for a long time, it is important that you read, understand and follow these instructions in this manual carefully before using.

This manual should be retained for future reference.


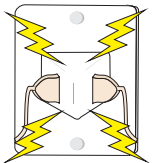

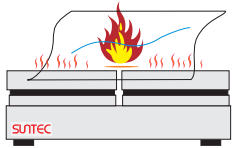



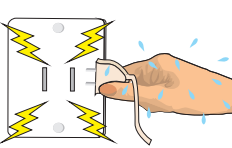
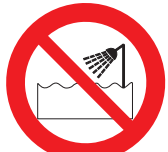




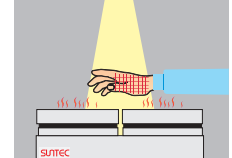


Safety Precautions

The following words and symbols, found in this manual, alert you to hazards to the operator, service personnel or the equipment. The words are defined as follows: **WARNING:** This symbol refers to a potential hazard which could result in serious injury or death. **CAUTION:** This symbol refers to a potential hazard or unsafe practice which may result in minor or moderate injury or product or property damage.




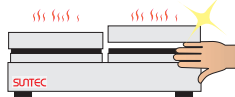
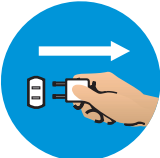
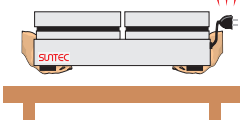

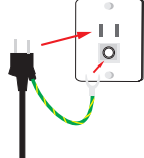

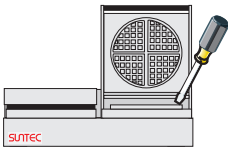


However, indicated **CAUTION** may result in serious condition by situation, it is important that you follow the instruction in this manual carefully.





⚠ WARNING

<p>The products which electric power is over 1.0kw must plug a properly (grounded) individual receptacle.</p>			<p>It could result in fire by ignition.</p>
<p>Do not cover the product with a cloth or plastic bag while you are using it.</p>			<p>It could result in fire.</p>
<p>Ensure to unplug the product while you don't use it.</p>			<p>It could result in fire or electric shock.</p>
<p>Do not touch the product with wet hands.</p>			<p>It could result in electric shock.</p>
<p>Never clean the product by sprinkling water.</p>			<p>It could result in electric shock or product damage.</p>
<p>Do not use the product outside in the rain or wet area.</p>			<p>It could result in electric shock.</p>
<p>Use the product in a light place.</p>			<p>It could result in accident or burn if you use it in a dark room.</p>
<p>Do not use the product near flammable gas or liquid.</p>			<p>It could result in explosion or fire.</p>


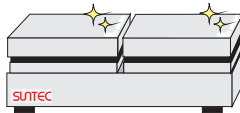



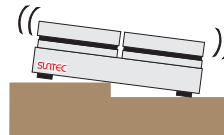

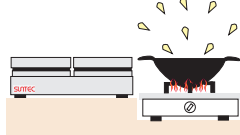



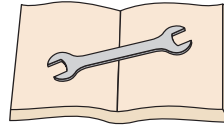
⚠ WARNING

<p>Never touch the plate or around while the product is working because there are very hot.</p>			<p>It could result in burn..</p>
<p>Beware of opening or closing a lid while you are using the product.</p>			<p>It could result in burn or injury by closing a lid.</p>
<p>Ensure to unplug and get cold the product when you move it.</p>			<p>It could result in electric shock or burn.</p>
<p>Must be plugged directly into a properly grounded. (Never connect with gas pipe)</p>			<p>It could result in electric shock by trouble or electric leakage.</p>
<p>Do not overhaul, repair or reconstruct the product except service personnel.</p>			<p>It could result in ignition or injury by unusual performance.</p>
<p>Always clean the edge of a plug when it is dirty or dusty.</p>			<p>It could result in fire.</p>

⚠ CAUTION

<p>Nobody allows touching the product or cord and keep anyone away from workshop except workers.</p>			<p>It could result in injury or burn.</p>
--	---	--	---

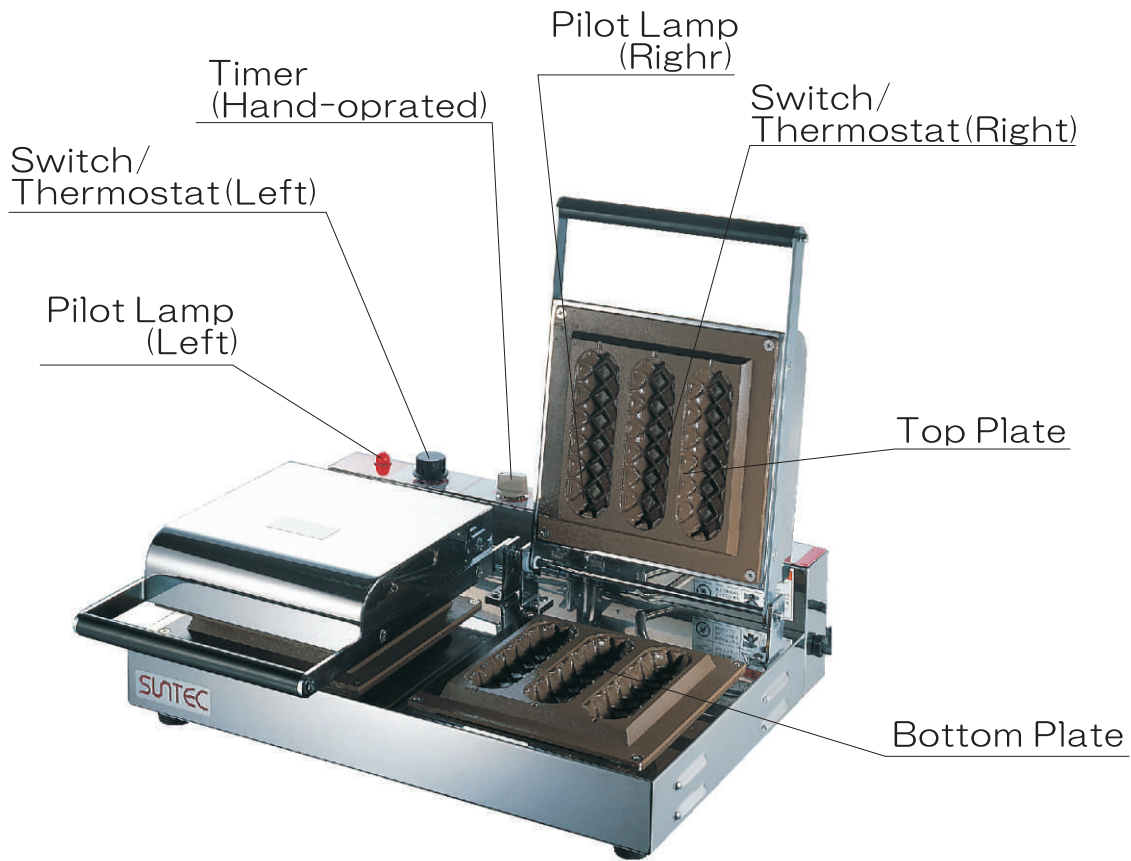
⚠ CAUTION

<p>Always keep cleaning the workshop.</p>			<p>It could result in obstruction of safety or efficient work.</p>
<p>Check the supply cord regularly. If it is damaged, it must be replaced with a new cord assembly available from the suppliers agent.</p>			<p>It could result in electric shock or ignition by short circuit.</p>
<p>Place on a horizontal and strong surface at the desired location. Set up with not slipping down.</p>			<p>It could result in injury or burn by the product falls down.</p>
<p>Do not place near water or oil.</p>			<p>It could result in electrical shock, fire, trouble or transformation.</p>
<p>Stop to use the product when it appears smoke, smell or other unusual things.</p>			<p>Contact with the sales agent after turning off the switch and pulling out the plug for preventing trouble or accident.</p>
<p>Be sure to attach this manual, if you hand over the product.</p>			<p>It's necessary that new user works safety and uses correctly.</p>

Before First Use

- Place on a horizontal and strong surface at the desired location. Set up with not slipping down.
- A minimum clearance of 5 cm is required between other equipments.
- Must be plugged directly into a properly grounded. Improper grounding could result in electrical shock or accident. Never connect with gas pipe.
- Don't place near water or oil. It could result in electrical shock, fire, accident or transformation.

Parts Description



Description	Cheese Dogger	
Model	CD-3	CD-6
Power	AC100V	
Electricity Consumption	750W	1500W
Measurements	255 (W) × 445 (D) × 180 (H)	510 (W) × 445 (D) × 180 (H)

Instruction

1. Plug directly into a properly individual receptacle.
 2. Set a thermostat knob to dial 5. When a temperature reaches to desired temperature a pilot lamp will turn off. (It takes about 15-20min.)
 3. After you confirm that a pilot lamp turned off, pour the prepared mixture until 2/3 of a bottom plate.
 4. Put a cheese on the middle of it, then pour mixture over it, close a lid.
 5. Set a timer to 4min. When a time is up, the off them.
- ※The plates are coated with teflon, Never spread butter or margarine, it could result in running down a life of teflon extremity.
 - ※Never clean the plates with hard stuff because they are coated with teflon.
 - ※A life of Teflon plates depends on frequency or conditions (the amount of sugar and oil) of using the product, and these need re-coat Teflon at your cost.

Safety

- This product should not be cleaned with water. It's very dangerous.
- Wipe off the product with a dry cloth and always keep clean.
- If the plates don't work sufficiently, contact with your agency. To change the plates is at your cost.
- A warranty should be retained carefully, it's writtn a serial number of the product. This warranty is valid only in Japan. This warranty is invalid to use the product in other countries.
- Should attach a warranty with the product when you order the repair of the product under warranty.
- This manual should be retained carefully for future reference.

After Service

This product is attached the warranty.
(Excluded Teflon plates)

■ Limited Warranty ———

- Should read and retain the warranty carefully.
This warranty is valid only in Japan.
This warranty is invalid to use the product in other countries.
- The warranty runs for one year from the date of purchasing.

■ Request for Repair ———

- When the product doesn't work well, contact with your agency and request to check the product.
- If it's under warranty, should attach the warranty with the product.
- When you order to repair, should attach a memo which is written a breakdown condition of the product.

SUNTEC

SUNTEC CO., LTD

2-8-12Mukojima, Sumida-ku, Tokyo
131-0033 Japan

Telephon No.81-3-6746-9797
Facsimile No.81-3-6746-9669